


(1) (a) Statement showing Shareholding Pattern

Name of the Company:		R M MOHITE INDUSTRIES LIMITED	
Scrip Code, Name of the scrip, class of security:		BSE : 532140, NSE : RMMOHITE	
Quarter ended:		31 st March, 2015	
Partly paid-up shares:-	No. of partly paid-up shares	As a % of total no. of partly paid-up shares	As a % of total no. of shares of the company
Held by Promoter / Promoter Group	0	0.00	0.0000
Held by public	0	0.00	0.0000
Total	0	0.00	0.0000
Outstanding convertible securities:-	No. of outstanding securities	As a % of total No. of outstanding convertible securities	As a % of total no. of shares of the company, assuming full conversion of the convertible securities
Held by Promoter / Promoter Group	0	0.00	0.0000
Held by public	0	0.00	0.0000
Total	0	0.00	0.0000
Warrants:-	No. of warrants	As a % of total no. of warrants	As a % of total no. of shares of the company, assuming full conversion of warrants
Held by Promoter / Promoter Group	0	0.00	0.0000
Held by public	0	0.00	0.0000
Total	0	0.00	0.0000
Total paid-up capital of the company assuming full conversion of warrants and convertible securities			20099700


For R. M. Mohite Industries Ltd.



 Authorised Signatory


Category Code	Category of shareholder	Number of shareholders	Total number of shares	Number of shares held in dematerialised form	Total shareholding as a percentage of total number of		Shares pledged or otherwise encumbered	
					As a percentage of (A+B) (VI)	As a percentage of (A+B+C) (VII)	Number of shares (VIII)	As a percentage (IX) = (VIII)/(IV)*100
(I)	(II)	(III)	(IV)	(V)	(VI)	(VII)	(VIII)	(IX)
(A)	Promoter and Promoter Group							
1	Indian							
(a)	Individuals/Hindu Undivided Family	11	13832663	13832663	68.82	68.82	6000000	0.00
(b)	Central Government/State Government(s)	0	0	0	0.00	0.00	0	0.00
(c)	Bodies Corporate	0	0	0	0.00	0.00	0	0.00
(d)	Financial Institutions / Banks	0	0	0	0.00	0.00	0	0.00
(e)	Any Other : 1. Relative of Promoter / Director	0	0	0	0.00	0.00	0	0.00
	Sub Total (A)(1)	11	13832663	13832663	68.82	68.82	6000000	43.38
2	Foreign							
(a)	Individuals (Non-Resident Individuals/Foreign Individuals)	0	0	0	0.00	0.00	0	0.00
(b)	Bodies Corporate	0	0	0	0.00	0.00	0	0.00
(c)	Institutions	0	0	0	0.00	0.00	0	0.00
(d)	Qualified Foreign Investors	0	0	0	0.00	0.00	0	0.00
(e)	Any Other (specify)	0	0	0	0.00	0.00	0	0.00
	Sub Total (A)(2)	0	0	0	0.00	0.00	0	0.00
	Total Shareholding of Promoter and Promoter Group (A)=(A)(1)+(A)(2)	11	13832663	13832663	68.82	68.82	6000000	43.38
(B)	Public shareholding							
1	Institutions							
(a)	Mutual Funds/UTI	0	0	0	0.00	0.00	-	-
(b)	Financial Institutions / Banks	0	0	0	0.00	0.00	-	-
(c)	Central Government/State Government(s)	0	0	0	0.00	0.00	-	-
(d)	Venture Capital Funds	0	0	0	0.00	0.00	-	-
(e)	Insurance Companies	0	0	0	0.00	0.00	-	-
(f)	Foreign Institutional Investors	0	0	0	0.00	0.00	-	-
(g)	Foreign Venture Capital Investors	0	0	0	0.00	0.00	-	-
(h)	Qualified Foreign Investors	0	0	0	0.00	0.00	-	-
(i)	Any Other (specify)	0	0	0	0.00	0.00	-	-
	Sub Total (B) (1)	0	0	0	0.00	0.00		
2	Non-institutions							
(a)	Bodies Corporate	61	4830990	2968690	24.04	24.04	-	-
(b) (i)	Individuals - shareholders holding nominal share capital up to Rs 1 Lakh	898	538044	480023	2.68	2.68	-	-
(ii)	Individual shareholders holding nominal share capital in excess of Rs. 1 Lakh	28	871547	871547	4.34	4.34	-	-

For R. M. Mohite Industries Ltd.


Authorised Signatory



Category code (I)	Category of shareholder (II)	Number of shareholders	Total number of shares (IV)	Number of shares held in dematerialised form (V)	Total shareholding as a percentage of total number of		Shares pledged or otherwise encumbered	
					As a percentage of (A+B) (VI)	As a percentage of (A+B+C) (VII)	Number of shares (VIII)	As a percentage (IX) = (VIII)/(IV)*100
(c)	Qualified Foreign Investors	0	0	0	0.00	0.00	-	-
(d)	Any Other							
i	Non Resident Indians (Repat)	3	1027	1027	0.01	0.01	-	-
ii	Non Resident Indians (Non Repat)	0	0	0	0.00	0.00	-	-
iii	Foreign Companies	0	0	0	0.00	0.00	-	-
iv	Clearing Member	17	23179	23179	0.12	0.12	-	-
v)	Market Maker	0	0	0	0.00	0.00		
vi)	Huf	0	0	0	0.00	0.00		
v	Directors / Relatives	0	0	0	0.00	0.00	-	-
vi	Trusts	1	2250	2250	0.01	0.01	-	-
	Sub Total (B)(2)	1008	6267037	4346716	31.18	31.18	-	-
	Total Public Shareholding Public Group (B)=(B)(1)+(B)(2)	1008	6267037	4346716	31.18	31.18		
	Total (A)+(B)	1019	20099700	18179379	100.00	100.00		
(C)	Shares held by custodians and against which Depository Receipts have been issued							
i	Promoter and Promoter group	0	0	0	0.00	0.00	0	0.00
ii	Public	0	0	0	0.00	0.00	0	0.00
	Sub Total (C)	0	0	0	0.00	0.00	0	0.00
	GRAND TOTAL (A)+(B)+(C)	1019	20099700	18179379	100.00	100.00	0	0.00

For R. M. Mohite Industries Ltd.

Authorised Signatory



(I)(b) Statement showing holding of securities (including shares, warrants, convertible securities) of persons belonging to the category "Promoter and Promoter Group"

Sr. No.	Name of the shareholder	Details of Shares held		Encumbered shares			Details of warrants		Details of convertible securities		Total shares (including underlying shares assuming full conversion of warrants and convertible securities) as a % of diluted share capital
		Number of shares held	As a % of grand total (A)+(B)+(C)	No.	As a percentage	As a % of grand total (A)+(B)+(C) of sub-clause (I)(a)	Number of warrants held	As a % total number of warrants of the same class	Number of convertible securities held	As a % total number of convertible securities of the same class	
1	MOHITE SHIVAJI RAMCHANDRA	9176324	45.654	4500000	49.04	22,3884	0	0.00	0	0.00	45.654
2	MONIKA SHIVAJI MOHITE	3104939	15.4477	0	0	0	0	0.00	0	0.00	15.4477
3	MOHITE DILIP RAMCHANDRA	1500000	7.4628	1500000	100	7,4628	0	0.00	0	0.00	7.4628
4	DILIP RAMCHANDRA MOHITE	51400	0.2557	0	0	0	0	0.00	0	0.00	0.2557
	Total :	13832663	68.8202	6000000	149.0392449	29.8512	0	0.00	0	0.00	68.8202

For R. M. Mohite Industries Ltd.

Authorised Signatory



Statement showing holding of securities (including shares, warrants, convertible securities) of persons belonging to the category "Public" and holding more than 1% of the total number

Sr. No.	Name of the shareholder	Number of shares held	Shares as a percentage of total number of shares {i.e., Grand Total (A)+(B)+(C) indicated in Statement at para (I)(a) above}	Details of warrants		Details of convertible securities		Total shares (including underlying shares assuming full conversion of warrants and convertible securities) as a % of diluted share capital
				Number of warrants held	As a % total number of warrants of the same class	Number of convertible securities held	% w.r.t total number of convertible securities of the same class	
1	PATIL AGRO-TECH PVT LTD	971900	4.8354	0	0.00	0	0.00	4.8354
2	WARNER WINE INDUSTRIES LTD	890400	4.4299	0	0.00	0	0.00	4.4299
3	VISHWANATH MINERALS AND METALS PRIVATE LIMITED	848200	4.22	0	0.00	0	0.00	4.22
4	GREENLAND BIO TECH LLP	787200	3.9165	0	0.00	0	0.00	3.9165
5	SHRI GANESH SEEDS PRIVATE LIMITED	459825	2.2877	0	0.00	0	0.00	2.2877
6	GALARY TRADING PRIVATE LIMITED	359800	1.7901	0	0.00	0	0.00	1.7901
7	PREMLATA RAMESH SARAOGI	201150	1.0008	0	0.00	0	0.00	1.0008
	Total :	4518475	22.4804	0	0.00	0	0.00	22.4804

Statement showing holding of securities (including shares, warrants, convertible securities) of persons (together with PAC) belonging to the category "Public" and holding more than 5% of the total number of shares of the company

Sr. No.	Name(s) of the shareholder(s) and the Persons Acting in Concert (PAC) with them	Number of shares	Shares as a percentage of total number of shares {i.e., Grand Total (A)+(B)+(C) indicated in Statement at para (I)(a) above}	Details of warrants		Details of convertible securities		Total shares (including underlying shares assuming full conversion of warrants and convertible securities) as a % of diluted share capital
				Number of warrants	As a % total number of warrants of the same class	Number of convertible securities held	% w.r.t total number of convertible securities of the same class	
1	NIL	0	0	0	0.00	0	0.00	0
	NIL	0	0	0	0.00	0	0.00	0

For R. M. Mobite Industries Ltd.


Authorised Signatory



(I)(d) <u>Statement showing details of locked-in shares</u>				
Sr. No.	Name of the shareholder	Number of Locked in Shares	Locked-in shares as a percentage of total number of shares [i.e., Grand Total (A)+(B)+(C) indicated in Statement at para (I)(a) above]	Promoter/Promoter Group/Public
1	NIL	NIL	NIL	NIL
TOTAL		NIL	NIL	NIL

for R. M. Mohite Industries Ltd.

Authorised Signatory



(II)(a) Statement showing details of Depository Receipts (DRs)				
Sr. No.	Type of outstanding DR (ADRs, GDRs, SDRs, etc.)	Number of outstanding DRs	Number of shares underlying outstanding DRs	Shares underlying outstanding DRs as a percentage of total number of shares [i.e., Grand Total (A)+(B)+(C) indicated in Statement at para (I)(a) above]
1	NIL	NIL	NIL	NIL
TOTAL		NIL	NIL	NIL

For R. M. Mobite Industries Ltd.

Authorised Signatory



Statement showing holding of Depository Receipts (DRs), where underlying shares held by "Promoter/ Promoter Group" are in excess of 1% of the total number of shares

(II) (b)

Sr. No.	Name of the DR Holder	Type of outstanding DR (ADRs, GDRs, SDRs, etc.)	Number of shares underlying outstanding DRs	Shares underlying outstanding DRs as a percentage of total number of shares [i.e., Grand Total (A)+(B)+(C) indicated in Statement at para (I)(a) above]
1	NIL	NIL	NIL	NIL
	TOTAL	NIL	NIL	NIL

For R. M. Mohite Industries Ltd.

Authorised Signatory



R. M. Mohite Industries Limited
LIST OF SHAREHOLDERS CATEGORYWISE (SUMMARY)

CATEGORY	<-----DEMATED----->		<-----PHYSICAL----->		<-----TOT----->		
	SHARES	HOLDERS	SHARES	HOLDERS	SHARES	VALUES	PERCENT
CLEARING MEMBER	23179	17	0	0	23179	231790.00	0.1153
OTHER BODIES	2968690	59	1862300	2	4830990	48309900.00	24.0351
CORPORATE							
DIRECTORS	12281263	9	0	0	12281263	122812630.00	61.1017
NON RESIDENT INDIANS	1027	3	0	0	1027	10270.00	0.0051
PUBLIC	1263992	853	58021	69	1322013	13220130.00	6.5773
PROMOTERS	1551400	2	0	0	1551400	15514000.00	7.7185
RELATIVES OF DIRECTOR	87578	4	0	0	87578	875780.00	0.4357
TRUSTS	2250	1	0	0	2250	22500.00	0.0112
TOTAL :	18179379	948	1920321	71	20099700	200997000.00	100.0000

PRINTED ON:15/04/2015

CDSL DATA:31/03/2015

NSDL DATA:31/03/2015

PAGE NO:

1

For R. M. Mohite Industries Ltd.

(Signature)
Authorised Signatory



DISTRIBUTION OF SHAREHOLDING (SHARES)

SHAREHOLDING OF SHARES	NUMBER OF SHAREHOLDERS	PERCENTAGE OF TOTAL	SHARES	PERCENTAGE OF TOTAL	
1 --	500	724	71.0500	129828	0.6459
501 --	1000	117	11.4818	94175	0.4685
1001 --	2000	52	5.1030	81192	0.4039
2001 --	3000	25	2.4534	60660	0.3018
3001 --	4000	13	1.2758	46220	0.2300
4001 --	5000	17	1.6683	83154	0.4137
5001 --	10000	19	1.8646	141587	0.7044
10001 --	*****	52	5.1030	19462884	96.8317
Total:	1019	100.0000	20099700	100.0000	

For R. M. Mohite Industries Ltd.


 Authorised Signatory


R M Mohite Industries Limited


LINK INTIME
INDIA PVT LTD

LISTING OF SHAREHOLDERS (Category) : CLEARING MEMBER

Report Type : ALL

SR NO	FOLIO NO	NAME	SHARES	PERCENTAGE
1	120494000000166	INDIANIVESH SECURITIES PRIVATE LIMITED	10000	0.0498
2	1201640000007983	MANSUKH STOCK BROKERS LIMITED	7301	0.0363
3	1204150000007808	JAINAM SHARE CONSULTANTS PVT. LTD	1718	0.0085
4	1203320000000066	ANGEL BROKING PRIVATE LIMITED.	685	0.0034
5	12034400000068717	ARCADIA SHARE AND STOCK BROKERS PVT. LTD. BSE ABC COLLATERAL A/C	501	0.0025
6	12025700000010084	SHILPA STOCK BROKER PVT.LTD.	500	0.0025
7	12023000000000037	EMKAY GLOBAL FINANCIAL SERVICES LIMITED	450	0.0022
8	12018900000009187	B R JALAN SECURITIES PVT. LTD.	425	0.0021
9	13011903000044527	P SURYAKANT SHARE AND STOCK BROKERS PVT. LTD.	400	0.0020
10	12040000000000023	ANUGRAH STOCK & BROKING PVT LTD	375	0.0019
11	12046300000023115	BMA WEALTH CREATORS LTD.	325	0.0016
12	12032700000094429	WEALTH MANTRA LIMITED	125	0.0006
13	1203440000001271	ARCADIA SHARE & STOCK BROKERS PVT. LTD	109	0.0005
14	12034400000000069	ARCADIA SHARE & STOCK BROKERS PVT. LTD	91	0.0005
15	12034600000000029	SYSTEMATIX SHARES AND STOCKS (INDIA) LIMITED	78	0.0004
16	12033200000000028	ANGEL BROKING PRIVATE LIMITED	71	0.0004
17	12034100000000612	SSJ FINANCE & SECURITIES PVT. LTD.	25	0.0001
			23179	0.1153

PRINTED ON: 15/04/2015 NSDL DATA:31/03/2015 CDSL DATA: 31/03/2015 PAGE NO: 1

For R. M. Mohite Industries Ltd.

 Authorised Signatory



R M Mohite Industries Limited

LINK INTIME
INDIA PVT LTD

LISTING OF SHAREHOLDERS (Category) : OTHER BODIES CORPORATE

Report Type : ALL

SR NO	FOLIO NO	NAME	SHARES	PERCENTAGE
1	006152	PATIL AGRO-TECH PVT LTD	971900	4.8354
2	006153	WARNER WINE INDUSTRIES LTD	890400	4.4299
3	IN30133019760112	VISHWANATH MINERALS AND METALS PRIVATE LIMITED	848200	4.2200
4	1204920000124074	GREENLAND BIO TECH LLP	787200	3.9165
5	IN30133019759278	SHRI GANESH SEEDS PRIVATE LIMITED	459825	2.2877
6	1203990000068373	GALARY TRADING PRIVATE LIMITED	359800	1.7901
7	IN30383310000039	SWASTIKA INVESTMART LIMITED	112360	0.5590
8	IN30096610496350	GLOBE FINCAP LIMITED	100145	0.4982
9	1203800000001936	WIND PIPE FINVEST PRIVATE LIMITED	63600	0.3164
10	1204200000000056	INDIA ADVANTAGE SECURITIES PVT. LTD	53079	0.2641
11	1204370000309157	MANAN TRADING COMPANY PRIVATE LIMITED	50874	0.2531
12	IN30177410099144	RELIGARE SECURITIES LTD	38851	0.1933
13	IN30198310000168	ARIHANT CAPITAL MKT. LTD	14634	0.0728
14	1206380000004067	PRUDENT FINTRADE PRIVATE LIMITED	14000	0.0697
15	1204920000190925	AFTERLINK APPARTMENT PVT LTD	11606	0.0577
16	IN30393010033965	FLORIN CONSULTANCY PVT LTD	6187	0.0308
17	1206770000000475	VIDHI SECURITIES BROKING PVT. LTD.	5026	0.0250
18	1204390000000111	PRAMODKUMAR JAIN SECURITIES PVT. LTD	5000	0.0249
19	IN30220111014794	SILVERSTONE TRADELINK PVT LTD	5000	0.0249
20	1201330000686189	NIRMAL BANG SECURITIES PVT LTD	4850	0.0241
21	1205200000015401	BABA BHOOTHNATH COMMEX PRIVATE LIMITED	3750	0.0187
22	1202000000217640	RAMKRISHNA CORPORATE SERVICES PVT LTD.	3700	0.0184
23	IN30114310095924	MASTER CAPITAL SERVICES LTD	2688	0.0134
24	IN30184610283572	LSE SECURITIES LTD.	2475	0.0123
25	1202420000000010	TRUSTLINE SECURITIES LTD	2050	0.0102
26	IN30185410077199	CLASSIC PLY- N- WOOD PVT. LTD.	2000	0.0100
27	1204370000004838	SWASTIKA INVESTMART LIMITED	1284	0.0064
28	1201320001422019	ROVI CONSULTANCY SERVICES PRIVATE LTD	1000	0.0050
29	IN30147710000096	BONANZA PORTFOLIO LTD	901	0.0045
30	IN30039410014644	KARVY STOCK BROKING LIMITED	711	0.0035
31	IN30048413378590	SUNSHINE STOCK BROKING PVT LTD	700	0.0035
32	IN30236510000130	SHRI PARASRAM HOLDINGS PVT.LTD.	650	0.0032
33	1201060002071836	ROVI CONSULTANCY SERVICES PRIVATE LIMITED	625	0.0031
34	IN30169612079937	JMM NINE STOCKS PRIVATE LIMITED	610	0.0030
35	1201770100075062	HEM SECURITIES LIMITED	600	0.0030
36	1203320007719863	ANGEL FINCAP PRIVATE LIMITED	565	0.0028
37	1203860000003275	SHANTI VINIMAY PVT. LTD.	500	0.0025
38	IN30289810018888	GUINNESS SECURITIES LIMITED	402	0.0020
39	IN30198310503963	ARIHANT CAPITAL MARKETS LTD	350	0.0017
40	1204790000016449	COMPETENT FINMAN PVT. LTD	310	0.0015
41	1201090001320629	MOTILAL OSWAL FINANCIAL SERVICES LIMITED	303	0.0015
42	1203500000953810	KAMAL MARKETING PRIVATE LIMITED	300	0.0015
43	1207020000001770	TRADEBULLS SECURITIES (P) LIMITED	300	0.0015
44	IN30371910177091	EDELWEISS BROKING LTD	275	0.0014
45	IN30185410005581	NEMESIS FINANCIAL SERVICES PVT LTD	225	0.0011
46	IN30160410080902	EQUIQUEST BROKERAGE HOUSE P. LTD.	200	0.0010
47	IN30094010160640	INDUS PORTFOLIO PVT. LTD	200	0.0010
48	IN30177410567245	RELIGARE FINVEST LTD	200	0.0010
49	IN30133020550812	PUMARTH CREDIT AND CAPITAL LTD	175	0.0009

PRINTED ON: 15/04/2015 NSDL DATA:31/03/2015 CDSL DATA: 31/03/2015 PAGE NO: 2

For R. M. Mohite Industries Ltd.

(Signature)
Authorised Signatory



R M Mohite Industries Limited

LINK INTIME
INDIA PVT LTD

LISTING OF SHAREHOLDERS (Category) : OTHER BODIES CORPORATE
Report Type : ALL

SR NO	FOLIO NO	NAME	SHARES	PERCENTAGE
50	IN30292710094771	JM FINANCIAL SERVICES LIMITED	100	0.0005
51	IN30305210793254	MONARCH RESEARCH & BROKERAGE PVT LTD	100	0.0005
52	IN30307710000297	WAY2WEALTH BROKERS PRIVATE LIMITED	91	0.0005
53	1203800000000168	SHARE INDIA SECURITIES LIMITED	40	0.0002
54	1205870000000016	CPR CAPITAL SERVICES LTD	34	0.0002
55	IN30051317560372	GARODIA SECURITIES LTD	21	0.0001
56	IN30051314972550	SHAREKHAN LIMITED	10	0.0000
57	IN30096610060240	GLOBE CAPITAL MARKET LTD	3	0.0000
58	IN30096610195382	MOONGIPA SECURITIES LIMITED	2	0.0000
59	IN30023910851718	CENTRE FOR MONITORING INDIAN ECONOMY PVT LTD	1	0.0000
60	1202690000000197	DHANLAXMI COTEX LTD.	1	0.0000
61	IN30048411577479	SRI BALAMURUGAN TEXTILE PROCESSING LIMITED	1	0.0000
			4830990	24.0351

PRINTED ON: 15/04/2015 NSDL DATA:31/03/2015 CDSL DATA: 31/03/2015 PAGE NO: 3

For R. M. Mohite Industries Ltd.


Authorised Signatory



R M Mohite Industries Limited

LINK INTIME
INDIA PVT LTD

LISTING OF SHAREHOLDERS (Category) : DIRECTORS

Report Type : ALL

SR NO	FOLIO NO	NAME	SHARES	PERCENTAGE
1	IN30088814431834	MOHITE SHIVAJI RAMCHANDRA	3862200	19.2152
2	IN30021412613355	MONIKA SHIVAJI MOHITE	2600000	12.9355
3	1204920000144424	SHIVAJI RAMCHANDRA MOHITE	2522124	12.5481
4	IN30050510309360	SHIVAJI RAMCHANDRA MOHITE	1500000	7.4628
5	IN30045080309360	SHIVAJI RAMCHANDRA MOHITE	1143900	5.6911
6	IN30177414931909	MONIKA SHIVAJI MOHITE	487139	2.4236
7	IN30088814435590	MOHITE SHIVAJI RAMCHANDRA MOHITE MONIKA SHIVAJI	148100	0.7368
8	IN30133019148841	MONIKA SHIVAJI MOHITE	9700	0.0483
9	IN30133019148832	SHIVAJI RAMCHANDRA MOHITE MONIKA SHIVAJI MOHITE	8100	0.0403
			12281263	61.1017

PRINTED ON: 15/04/2015 NSDL DATA:31/03/2015 CDSL DATA: 31/03/2015 PAGE NO: 4

for R. M. Mohite Industries Ltd.


Authorised Signatory



R M Mohite Industries Limited

LINK INTIME
INDIA PVT LTD

LISTING OF SHAREHOLDERS (Category) : NON RESIDENT INDIANS

Report Type : ALL

SR NO	FOLIO NO	NAME	SHARES	PERCENTAGE
1	IN30154937794663	ERIYA ABDUL RAHIMAN ABDUL HAMEED	1000	0.0050
2	IN30290242760119	SURESH KUMAR GUPTA	22	0.0001
3	IN30074910155406	BHARAT KUMAR GUPTA SUBRAMONYA A R AYYAR	5	0.0000
			1027	0.0051

PRINTED ON: 15/04/2015 NSDL DATA:31/03/2015 COSL DATA: 31/03/2015 PAGE NO: 5

For R. M. Mohite Industries Ltd.

Authorised Signatory



R M Mohite Industries Limited

LINK INTIME
INDIA FYE LTD

LISTING OF SHAREHOLDERS (Category) : PUBLIC

Report Type : ALL

TOP SHAREHOLDERS : 50

SR NO	FOLIO NO	NAME	SHARES	PERCENTAGE
1	IN30115121823526	PREMLATA RAMESH SARAOGI	201150	1.0008
2	1206380000026433	RUPA VIPUL SHAH	95162	0.4734
3	IN30115125451383	PRATIK SARAOGI	60000	0.2985
4	IN30177415362392	HARDIK MAHESHBHAI PANDYA	56750	0.2823
5	1202890000973768	VIJAY MADANLAL NAWANDHAR	40000	0.1990
6	1203860000000390	VINOD MADANLAL NAWANDHAR	30000	0.1493
7	IN30177415152360	ANIL GOYAL	30000	0.1493
8	IN30177414826735	SANTOSH VISHRAM GHADSHI	30000	0.1493
9	1204920000090335	SUMITRADEVI JAGDISH PRASAD Poddar	25000	0.1244
10	1204920000090335	SANDEEPKUMAR RAJARAM GURAV	24642	0.1226
11	1302190000054318	VIJAY VISHNUPRASAD MARDIA	19900	0.0990
12	1202890000908609	NETRA VIJAY NAWANDHAR	19600	0.0975
13	1202970000050440	Bhavna Kirit Nagda	19064	0.0948
14	1202890000424831	NIKHIL VIJAY NAWANDHAR	17592	0.0875
15	1203990000085509	JITENDRA KUMAR RANKA (HUF)	15648	0.0779
16	1202890000722419	NIRAJ VIJAY NAWANDHAR	15075	0.0750
17	1201370000071462	RAVINDRA GEVARCHAND HUNDIA	15048	0.0749
18	IN30112715993308	DHIRAJBEN V MEHTA	15000	0.0746
19	1203310000023817	DHIMANT V MEHTA	15000	0.0746
20	IN30160410616965	MEGHA D MEHTA	15000	0.0746
21	IN30021417043912	KISHANLAL DEVIDUTT SARAF	15000	0.0746
22	IN30177414837403	REKHA MODI	14100	0.0702
23	1203990000085420	CHHAYA VIJAYKUMAR NAWANDHAR	12148	0.0604
24	IN30047640688173	VIJAYKUMAR MADANLAL NAWANDHAR	12148	0.0604
25	IN30112715997070	RAKESH TUNARAM KHETAN	11500	0.0572
26	1204920000152321	SANJUKUMARI RAJENDRAKUMAR RANKA	11020	0.0548
27	1204920000149382	SATYANARAYAN BALMUKUND JHANWAR	10500	0.0522
28	1204470001200060	ABHINAV JAIN	10070	0.0501
29	IN30198310626354	DHIMANT V MEHTA	10000	0.0498
30	1202700000108930	MEGHA D MEHTA	8800	0.0438
31	1202890000875103	DHIRAJBEN V MEHTA	8500	0.0423
32	1202970000050626	SANJANA SUHAS MANE	8500	0.0423
33	IN30154916555260	SUPRIYA SANJAY KHANOLKAR	8000	0.0398
34	1203990000084281	NARESHKUMAR KISHANLAL SARAF	8000	0.0398
35	1201370000071783	VEENA JAIN	7670	0.0382
36	1204470001263744	DEEPIKA KHARE	7666	0.0381
37	1203230000579571	CHHAYA VIJAY NAWANDHAR	7500	0.0373
38	1203390000139867	Kirit Ravji Nagda	7113	0.0354
39	A000016	SWARNALATHA RAMAKRISHNAN	7099	0.0353
40	B000002	RAMAKRISHNAN RAMAMURTHI	6234	0.0310
41	1201330000802770	MANJULATA J RANKA	6000	0.0299
42	IN30148510382470	RAVINDRA GEVARCHAND HUNDAI (HUF)	6000	0.0299
43	1201330000806454	SARWAN KUMAR DEVIDUTT SARAF	5591	0.0278
44	1201090003083458	PATEL CHAITANYA SHANTILAL	5100	0.0254
45	P000003	ARUN KUMAR GOENKA	5000	0.0249
46	S000018	ASHOKKUMAR TILAKCHAND OSWAL	5000	0.0249
47	IN30177414058645	ASHOKKUMAR TILAKCHAND OSWAL	5000	0.0249
48	1203000000701463	BABULMAL DHARMAJI RATHOD	5000	0.0249
49	1201330000395205	KAMAL PRAKASH OSWAL	5000	0.0249
50	1202260000101981	KUSHAL CHAND JAIN	5000	0.0249
		MANGALBAI RUPCHAND OSWAL	5000	0.0249
		MAUSAMI NITINBHAI DAVADA	5000	0.0249
		PANDURANG DATTATRAY YEWALE	5000	0.0249
		SAKHARAM SHANTARAM CHAVAN	5000	0.0249
		SEETHARAM BALDEVA	5000	0.0249
		LAKSHMAN SINGH	4968	0.0247
		DHIRAJ SHIVAJIRAO PATIL	4500	0.0224
		MANJIRI SUNIL DANDEKAR	4481	0.0223
			943191	4.6926

PRINTED ON: 15/04/2015 NSDL DATA:31/03/2015 CDSL DATA: 31/03/2015 PAGE NO: 6

For R. M. Mohite Industries Ltd.

Authorised Signatory



R M Mohite Industries Limited

LINK INTIME
INDIA PVT LTD

LISTING OF SHAREHOLDERS (Category) : PROMOTERS

Report Type : ALL

SR NO	FOLIO NO	NAME	SHARES	PERCENTAGE
1	IN30088814431826	MOHITE DILIP RAMCHANDRA	1500000	7.4628
2	IN30021416600727	DILIP RAMCHANDRA MOHITE	51400	0.2557
			1551400	7.7185

PRINTED ON: 15/04/2015 NSDL DATA:31/03/2015 CDSL DATA: 31/03/2015 PAGE NO: 7

For R. M. Mohite Industries Ltd.


Authorised Signatory



R M Mohite Industries Limited

LINK INTIME
INDIA PVT LTD

LISTING OF SHAREHOLDERS (Category) : RELATIVES OF DIRECTOR

Report Type : ALL

SR NO	FOLIO NO	NAME	SHARES	PERCENTAGE
1	1204920000090618	SANJAY BABASO PATIL	25000	0.1244
2	1204920000090451	SONIYA SANJAY PATIL	25000	0.1244
3	1204920000090428	ANITA DHARYASHIL PAWAR	19300	0.0960
4	IN30021412763439	RUGVEDHA DESAI	18278	0.0909
			87578	0.4357

PRINTED ON: 15/04/2015 NSDL DATA:31/03/2015 CDSL DATA: 31/03/2015 PAGE NO: 8

For R. M. Mohite Industries Ltd.

Authorised Signatory




R M Mohite Industries Limited



LISTING OF SHAREHOLDERS (Category) : TRUSTS
Report Type : ALL

SR NO	FOLIO NO	NAME	SHARES	PERCENTAGE
1	IN30021410129018	G S FAMILY TRUST	2250	0.0112
			2250	0.0112

For R. M. Mohite Industries Ltd.


Authorised Signatory



DISTRIBUTION OF SHAREHOLDING (RUPEES)

SHAREHOLDING OF SHARES	NOMINAL	NUMBER OF SHAREHOLDERS	PERCENTAGE OF TOTAL	SHARE AMOUNT RS.	PERCENTAGE OF TOTAL
1 --	5000	724	71.0500	1298280	0.6459
5001 --	10000	117	11.4818	941750	0.4685
10001 --	20000	52	5.1030	811920	0.4039
20001 --	30000	25	2.4534	606600	0.3018
30001 --	40000	13	1.2758	462200	0.2300
40001 --	50000	17	1.6683	831540	0.4137
50001 --	100000	19	1.8646	1415870	0.7044
100001 --	*****	52	5.1030	194628840	96.8317
Total:		1019	100.0000	200997000	100.0000

For R. M. Mohite Industries Ltd.

Authorised Signatory

