

(I) (a) Statement showing Shareholding Pattern

Name of the Company: R M Mohite Industries Limited		R M MOHITE INDUSTRIES LIMITED	
Scrip Code, Name of the scrip, class of security:		532140, Equity	
Quarter ended:		31 st December, 2014	
Partly paid-up shares:-	No. of partly paid-up shares	As a % of total no. of partly paid-up shares	As a % of total no. of shares of the company
Held by Promoter / Promoter Group	0	0.00	0.0000
Held by public	0	0.00	0.0000
Total	0	0.00	0.0000
Outstanding convertible securities:-	No. of outstanding securities	As a % of total No. of outstanding convertible securities	As a % of total no. of shares of the company, assuming full conversion of the convertible securities
Held by Promoter / Promoter Group	0	0.00	0.0000
Held by public	0	0.00	0.0000
Total	0	0.00	0.0000
Warrants:-	No. of warrants	As a % of total no. of warrants	As a % of total no. of shares of the company, assuming full conversion of warrants
Held by Promoter / Promoter Group	0	0.00	0.0000
Held by public	0	0.00	0.0000
Total	0	0.00	0.0000
Total paid-up capital of the company assuming full conversion of warrants and convertible securities			20099700



For R.M. Mohite Industries Ltd

Sachin Borkar
Sachin Borkar
Company Secretary & Compliance officer

Category Code (I)	Category of shareholder (II)	Number of shareholders (III)	Total number of shares (IV)	Number of shares held in dematerialised form (V)	Total shareholding as a percentage of total number of		Shares pledged or otherwise encumbered	
					As a percentage of (A+B) (VI)	As a percentage of (A+B+C) (VII)	Number of shares (VIII)	As a percentage (IX) = (VIII)/(IV)*100
(A)	Promoter and Promoter Group							
1	Indian							
(a)	Individuals/Hindu Undivided Family	11	13832663	13832663	68.82	68.82	6000000	0.00
(b)	Central Government/State Government(s)	0	0	0	0.00	0.00	0	0.00
(c)	Bodies Corporate	0	0	0	0.00	0.00	0	0.00
(d)	Financial Institutions / Banks	0	0	0	0.00	0.00	0	0.00
(e)	Any Other : 1. Relative of Promoter / Director	0	0	0	0.00	0.00	0	0.00
	Sub Total (A)(1)	11	13832663	13832663	68.82	68.82	6000000	43.38
2	Foreign							
(a)	Individuals (Non-Resident Individuals/Foreign Individuals)	0	0	0	0.00	0.00	0	0.00
(b)	Bodies Corporate	0	0	0	0.00	0.00	0	0.00
(c)	Institutions	0	0	0	0.00	0.00	0	0.00
(d)	Qualified Foreign Investors	0	0	0	0.00	0.00	0	0.00
(e)	Any Other (specify)	0	0	0	0.00	0.00	0	0.00
	Sub Total (A)(2)	0	0	0	0.00	0.00	0	0.00
	Total Shareholding of Promoter and Promoter Group (A)=(A)(1)+(A)(2)	11	13832663	13832663	68.82	68.82	6000000	43.38
(B)	Public shareholding							
1	Institutions							
(a)	Mutual Funds/UTI	0	0	0	0.00	0.00	-	-
(b)	Financial Institutions / Banks	0	0	0	0.00	0.00	-	-
(c)	Central Government/State Government(s)	0	0	0	0.00	0.00	-	-
(d)	Venture Capital Funds	0	0	0	0.00	0.00	-	-
(e)	Insurance Companies	0	0	0	0.00	0.00	-	-
(f)	Foreign Institutional Investors	0	0	0	0.00	0.00	-	-
(g)	Foreign Venture Capital Investors	0	0	0	0.00	0.00	-	-
(h)	Qualified Foreign Investors	0	0	0	0.00	0.00	-	-
(i)	Any Other (specify)	0	0	0	0.00	0.00	-	-
	Sub Total (B) (1)	0	0	0	0.00	0.00	-	-
2	Non-institutions							
(a)	Bodies Corporate	63	4777384	2915084	23.77	23.77	-	-
(b) (i)	Individuals - shareholders holding nominal share capital up to Rs 1 Lakh	909	540700	482679	2.69	2.69	-	-
(ii)	Individual shareholders holding nominal share capital in excess of Rs. 1 Lakh	28	895771	895771	4.46	4.46	-	-



For R.M.Mohite Industries Ltd

Sachin Bidkar
Company Secretary & Compliance officer

Category code (I)	Category of shareholder (II)	Number of shareholders	Total number of shares (IV)	Number of shares held in dematerialised form (V)	Total shareholding as a percentage of total number of		Shares pledged or otherwise encumbered	
					As a percentage of (A+B) (VI)	As a percentage of (A+B+C) (VII)	Number of shares (VIII)	As a percentage (IX) = (VIII)/(IV)*100
(c)	Qualified Foreign Investors	0	0	0	0.00	0.00	-	-
(d)	Any Other							
i	Non Resident Indians (Repat)	3	1027	1027	0.01	0.01	-	-
ii	Non Resident Indians (Non Repat)	0	0	0	0.00	0.00	-	-
iii	Foreign Companies	0	0	0	0.00	0.00	-	-
iv	Clearing Member	20	49905	49905	0.25	0.25	-	-
v	Market Maker	0	0	0	0.00	0.00	-	-
vi	Huf	0	0	0	0.00	0.00	-	-
vii	Directors / Relatives	0	0	0	0.00	0.00	-	-
viii	Trusts	1	2250	2250	0.01	0.01	-	-
	Sub Total (B)(2)	1024	6267037	4346716	31.18	31.18	-	-
	Total Public Shareholding Public Group (B)=(B)(1)+(B)(2)	1024	6267037	4346716	31.18	31.18	-	-
	Total (A)+(B)	1035	20099700	18179379	100.00	100.00	-	-
(C)	Shares held by custodians and against which Depository Receipts have been issued							
i	Promoter and Promoter group	0	0	0	0.00	0.00	0	0.00
ii	Public	0	0	0	0.00	0.00	0	0.00
	Sub Total (C)	0	0	0	0.00	0.00	0	0.00
	GRAND TOTAL (A)+(B)+(C)	1035	20099700	18179379	100.00	100.00	0	0.00



For R.M. Mohite Industries Ltd

Sachin Bickar
Sachin Bickar
Company Secretary & Compliance Officer

(I)(b) Statement showing holding of securities (including shares, warrants, convertible securities) of persons belonging to the category "Promoter and Promoter Group"

Sr. No.	Name of the shareholder	Details of Shares held		Encumbered shares			Details of warrants		Details of convertible securities		Total shares (including underlying shares assuming full conversion of warrants and convertible securities) as a % of diluted share capital
		Number of shares held	As a % of grand total (A)+(B)+(C)	No.	As a percentage	As a % of grand total (A)+(B)+(C) of sub-clause (I)(a)	Number of warrants held	As a % total number of warrants of the same class	Number of convertible securities held	As a % total number of convertible securities of the same class	
(I)	(II)	(III)	(IV)	(V)	(VI)=(V)/(II I)*100	(VII)	(VIII)	(IX)	(X)	(XI)	(XII)
1	MOHITE SHIVAJI RAMCHANDRA	4010300	15.654	4500000	49.0392	22.3884	0	0.00	0	0.00	45.654
2	MONIKA SHIVAJI MOHITE	3104939	15.4477	0	0	0	0	0.00	0	0.00	15.4477
3	MOHITE DILIP RAMCHANDRA	1500000	7.4628	1500000	100	7.4628	0	0.00	0	0.00	7.4628
4	DILIP RAMCHANDRA MOHITE	5217424	0.2557	0	0	0	0	0.00	0	0.00	0.2557
	Total :	13832663	68.8202	6000000	149.0392	29.8512	0	0.00	0	0.00	68.8202



For R.M. Mohite Industries Ltd

Sachin Bidkar
Sachin Bidkar
Company Secretary & Compliance officer

Statement showing holding of securities (including shares, warrants, convertible securities) of persons belonging to the category "Public" and holding more than 1% of the total number of shares

Sr. No.	Name of the shareholder	Number of shares held	Shares as a percentage of total number of shares [i.e., Grand Total (A)+(B)+(C) indicated in Statement at para (I)(a) above]	Details of warrants		Details of convertible securities		Total shares (including underlying shares assuming full conversion of warrants and convertible securities) as a % of diluted share capital
				Number of warrants held	As a % total number of warrants of the same class	Number of convertible securities held	% w.r.t total number of convertible securities of the same class	
1	PATIL AGRO-TECH PVT.LTD	971900	4.8354	0	0.00	0	0.00	4.8354
2	WARNER WINE INDUSTRIES LTD	890400	4.4299	0	0.00	0	0.00	4.4299
3	VISHWANATH MINERALS AND METALS PRIVATE LIMITED	848200	4.22	0	0.00	0	0.00	4.22
4	GREENLAND BIO TECH LLP	787200	3.9165	0	0.00	0	0.00	3.9165
5	SHRI GANESH SEEDS PRIVATE LIMITED	459825	2.2877	0	0.00	0	0.00	2.2877
6	GALARY TRADING PRIVATE LIMITED	307685	1.5308	0	0.00	0	0.00	1.5308
7	PREMLATA RAMESH SARVOGI	201150	1.0008	0	0.00	0	0.00	1.0008
	Total:	4466360	22.2211	0	0.00	0	0.00	22.2211

Statement showing holding of securities (including shares, warrants, convertible securities) of persons (together with PAC) belonging to the category "Public" and holding more than 5% of the total number of shares of the company

Sr. No.	Name(s) of the shareholder(s) and the Persons Acting in Concert (PAC) with them	Number of shares	Shares as a percentage of total number of shares [i.e., Grand Total (A)+(B)+(C) indicated in Statement at para (I)(a) above]	Details of warrants		Details of convertible securities		Total shares (including underlying shares assuming full conversion of warrants and convertible securities) as a % of diluted share capital
				Number of warrants	As a % total number of warrants of the same class	Number of convertible securities held	% w.r.t total number of convertible securities of the same class	
1	WALKINSON INVESTMENTS LIMITED	14587500	5.9967	0	0.00	0	0.00	5.9967
	Total:	14587500	5.9967	0	0.00	0	0.00	5.9967



For R.M.Mohite Industries Ltd

Sachin Bickar
Sachin Bickar
Company Secretary & Compliance officer

(I)(d) Statement showing details of locked-in shares

Sr. No.	Name of the shareholder	Number of Locked in Shares	Locked-in shares as a percentage of total number of shares [i.e., Grand Total (A)+(B)+(C) indicated in Statement at para (I)(a) above]	Promoter/Promoter Group/Public
1	NIL	NIL	NIL	NIL
	TOTAL	NIL	NIL	NIL



For R.M. Mohite Industries Ltd

Sachin Bhatnagar
Company Secretary & Compliance officer

(II)(a) Statement showing details of Depository Receipts (DRs)				
Sr. No.	Type of outstanding DR (ADRs, GDRs, SDRs, etc.)	Number of outstanding DRs	Number of shares underlying outstanding DRs	Shares underlying outstanding DRs as a percentage of total number of shares {i.e., Grand Total (A)+(B)+(C) indicated in Statement at para (I)(a) above}
1	NIL	NIL	NIL	NIL
TOTAL		NIL	NIL	NIL



For R.M. Mohite Industries Ltd

Sachin Bidkar
 Sachin Bidkar
 Company Secretary & Compliance officer

Statement showing holding of Depository Receipts (DRs), where underlying shares held by "Promoter/ Promoter Group" are in excess of 1% of the total number of shares

(II) (b)

Sr. No.	Name of the DR Holder	Type of outstanding DR (ADRs, GDRs, SDRs, etc.)	Number of shares underlying outstanding DRs	Shares underlying outstanding DRs as a percentage of total number of shares [i.e., Grand Total (A)+(B)+(C) indicated in Statement at para (I)(a) above]
1	NIL	NIL	NIL	NIL
TOTAL		NIL	NIL	NIL



For R.M.Mohite Industries Ltd


Sachin Bidkar

Company Secretary & Compliance officer

DISTRIBUTION OF SHAREHOLDING (RUPEES)

SHAREHOLDING OF SHARES	NOMINAL	NUMBER OF SHAREHOLDERS	PERCENTAGE OF TOTAL	SHARE AMOUNT RS.	PERCENTAGE OF TOTAL
1	5000	736	71.1111	1283120	0.6384
5001 -	10000	118	11.4010	949380	0.4723
10001 --	20000	55	5.3140	874890	0.4353
20001 --	30000	25	2.4155	615000	0.3060
30001 --	40000	14	1.3527	485310	0.2415
40001 -	50000	17	1.6425	832730	0.4143
50001 --	100000	17	1.6425	1279760	0.6367
100001 --	*****	53	5.1208	194676810	96.8556
Total:		1035	100.0000	200997000	100.0000




For R.M.Mohite Industries Ltd

Sachin Bidkar
Company Secretary & Compliance officer

DISTRIBUTION OF SHAREHOLDING (SHARES)

SHAREHOLDING OF SHARES	NUMBER OF SHAREHOLDERS	PERCENTAGE OF TOTAL	SHARES	PERCENTAGE OF TOTAL
1 --	500	736	128312	0.6384
501 --	1000	118	94938	0.4723
1001 --	2000	55	87489	0.4353
2001 --	3000	25	61500	0.3060
3001 --	4000	14	48531	0.2415
4001 --	5000	17	83273	0.4143
5001 --	10000	17	127976	0.6367
10001 -	*****	53	19467681	96.8556
Total:	1035	100.0000	20099700	100.0000



For R.M.Mohite Industries Ltd

Sachin Bickar
Sachin Bickar
Company Secretary & Compliance Officer

LIST OF SHAREHOLDERS CATEGORYWISE (SUMMARY)

CATEGORY	<---DEMATED--->		<---PHYSICAL--->		<---TOT--->		
	SHARES	HOLDERS	SHARES	HOLDERS	SHARES	VALUES	PERCENT
CLEARING MEMBER	49905	20	0	0	49905	499050.00	0.2483
OTHER BODIES	2915084	61	1862300	2	4777384	47773840.00	23.7684
CORPORATE							
DIRECTORS	12281263	9	0	0	12281263	122812630.00	61.1017
NON RESIDENT INDIANS	1027	3	0	0	1027	10270.00	0.0051
PUBLIC	1290872	864	57521	68	1348393	13483930.00	6.7085
PROMOTERS	1551400	2	0	0	1551400	15514000.00	7.7185
RELATIVES OF DIRECTOR	87578	4	500	1	88078	880780.00	0.4382
TRUSTS	2250	1	0	0	2250	22500.00	0.0112
TOTAL :	18179379	964	1920321	71	20099700	200997000.00	100.0000

PRINTED ON:03/01/2015

CDSL DATA:31/12/2014

NSDL DATA:31/12/2014

PAGE NO:

1



For R.M.Mohite Industries Ltd

Sachin Bidkar
Sachin Bidkar
Company Secretary & Compliance officer

R M Mohite Industries Limited

LINK INTIME

LISTING OF SHAREHOLDERS (Category) : CLEARING MEMBER

Report Type : ALL

SR NO	FOLIO NO	NAME	SHARES	PERCENTAGE
1	120494000000166	INDIANIVESH SECURITIES PRIVATE LIMITED	34255	0.1704
2	1201640000007983	MANSUKH STOCK BROKERS LIMITED	7551	0.0376
3	1203320000000066	ANGEL BROKING PRIVATE LIMITED.	1987	0.0099
4	1204150000007808	JAINAM SHARE CONSULTANTS PVT. LTD	1918	0.0095
5	1202300000000037	EMKAY GLOBAL FINANCIAL SERVICES LIMITED	540	0.0027
6	12034400000068717	ARCADIA SHARE AND STOCK BROKERS PVT. LTD. BSE ABC COLLAIERAL A/C	501	0.0025
7	1204440000001190	MARFATIA STOCK BROKING PRIVATE LIMITED	500	0.0025
8	1202570000010084	SHILPA STOCK BROKER PVT.LTD.	500	0.0025
9	12018900000009187	B R JALAN SECURITIES PVT. LTD.	425	0.0021
10	1301190300044527	P SURYAKANT SHARE AND STOCK BROKERS PVT. LTD.	400	0.0020
11	12046300000023115	BMA WEALTH CREATORS LTD.	325	0.0016
12	1201060000119760	ANAND RATHI SHARE AND STOCK BROKERS LIMITED	200	0.0010
13	1204000000000023	ANUGRAH STOCK & BROKING PVT LTD	175	0.0009
14	1203270000094429	WEALTH MANTRA LIMITED	125	0.0006
15	1203440000001271	ARCADIA SHARE & STOCK BROKERS PVT. LTD	109	0.0005
16	1205370000001678	COMFORT SECURITIES LTD	100	0.0005
17	IN30048413381763	SUNSHINE STOCK BROKING PVT. LTD.	100	0.0005
18	1203440000000069	ARCADIA SHARE & STOCK BROKERS PVT. LTD	91	0.0005
19	1203460000000029	SYSTEMATIX SHARES AND STOCKS (INDIA) LIMITED	78	0.0004
20	12034100000000612	SSJ FINANCE & SECURITIES PVT. LTD.	25	0.0001
			49905	0.2483

PRINTED ON: 03/01/2015 NSDL DATA:31/12/2014 CDSL DATA: 31/12/2014 PAGE NO: 1



For R.M.Mohite Industries Ltd

Sachin Bidkar
Company Secretary & Compliance officer

R M Mohite Industries Limited

LINK INTIME

LISTING OF SHAREHOLDERS (Category) : OTHER BODIES CORPORATE

Report Type : ALL

SR NO	FOLIO NO	NAME	SHARES	PERCENTAGE
1	006152	PATIL AGRO-TECH PVT LTD	971900	4.8354
2	006153	WARNER WINE INDUSTRIES LTD	890400	4.4299
3	IN30133019760112	VISHWANATH MINERALS AND METALS PRIVATE LIMITED	848200	4.2200
4	1204920000124074	GREENLAND BIO TECH LLP	787200	3.9165
5	IN30133019759278	SHRI GANESH SEEDS PRIVATE LIMITED	459825	2.2877
6	1204940000166778	GALARY TRADING PRIVATE LIMITED	307685	1.5308
7	IN30096610496350	GLOBE FINCAP LIMITED	100145	0.4982
8	1204370000004838	SWASTIKA INVESTMART LIMITED	96328	0.4793
9	1203800000001936	WIND PIPE FINVEST PRIVATE LIMITED	63600	0.3164
10	1204200000000056	INDIA ADVANTAGE SECURITIES LTD	53079	0.2641
11	1204370000309157	MANAN TRADING COMPANY PRIVATE LIMITED	50874	0.2531
12	IN30177410099144	RELIGARE SECURITIES LTD	38851	0.1933
13	IN30198310000168	ARIHANT CAPITAL MKT. LTD	29099	0.1448
14	1206380000004067	PRUDENT FINTRADE PRIVATE LIMITED	14000	0.0697
15	1204920000190925	AFTERLINK APPARTMENT PVT LTD	11606	0.0577
16	1206770000000475	VIDHI SECURITIES BROKING PVT. LTD.	5037	0.0251
17	1204390000000432	PRAMODKUMAR JAIN SECURITIES PVT. LTD	5000	0.0249
18	IN30220111014794	SILVERSTONE TRADELINK PVT LTD	5000	0.0249
19	1201330000686189	NIRMAL BANG SECURITIES PVT LTD	4950	0.0246
20	1205200000015401	BABA BHOTHNATH COMMEK PRIVATE LIMITED	3750	0.0187
21	1202000000217640	RAMKRISHNA CORPORATE SERVICES PVT LTD.	3700	0.0184
22	IN30154932546731	EXCLUSIVE SECURITIES LIMITED	3100	0.0154
23	IN30184610283572	LSE SECURITIES LTD.	3071	0.0153
24	IN30114310095924	MASTER CAPITAL SERVICES LTD	2788	0.0139
25	1203320007719863	ANGEL FINCAP PRIVATE LIMITED	2500	0.0124
26	1201770100075062	HEM SECURITIES LIMITED	2120	0.0105
27	IN30185410077199	CLASSIC PLY- N- WOOD PVT. LTD.	2000	0.0100
28	1202420000000010	TRUSTLINE SECURITIES LTD	1800	0.0090
29	1201320001422019	ROVI CONSULTANCY SERVICES PRIVATE LTD	1000	0.0050
30	IN30147710000096	BONANZA PORTFOLIO LTD	901	0.0045
31	1201060002071836	ROVI CONSULTANCY SERVICES PRIVATE LIMITED	900	0.0045
32	IN30236510000130	SHRI PARASRAM HOLDINGS PVT.LTD.	750	0.0037
33	IN30039410014644	KARVY STOCK BROKING LIMITED	711	0.0035
34	IN30048413378590	SUNSHINE STOCK BROKING PVT LTD	700	0.0035
35	IN30169612079937	JMM NINE STOCKS PRIVATE LIMITED	610	0.0030
36	1203860000003275	SHANTI VINIMAY PVT. LTD.	500	0.0025
37	IN30289810018888	GUINNESS SECURITIES LIMITED	402	0.0020
38	IN30198310503963	ARIHANT CAPITAL MARKETS LTD	350	0.0017
39	1201090001320629	MOTILAL OSWAL FINANCIAL SERVICES LIMITED	303	0.0015
40	1203500000953810	KAMAL MARKETING PRIVATE LIMITED	300	0.0015
41	1207020000001770	TRADEBULLS SECURITIES (P) LIMITED	300	0.0015
42	IN30220110778462	EDELWEISS FINANCIAL ADVISORS LIMITED	275	0.0014
43	IN30185410005581	NEMESIS FINANCIAL SERVICES PVT LTD	225	0.0011
44	IN30160410080902	EQUIQUEST BROKERAGE HOUSE P. LTD.	200	0.0010
45	IN30094010160640	INDUS PORTFOLIO PVT. LTD	200	0.0010
46	IN30199110236535	JHAVERI SECURITIES LIMITED	200	0.0010
47	1202000000000466	JOINDRE CAPITAL SERVICES LTD. CLIENT A/C BSE	200	0.0010
48	IN30177410567245	RELIGARE FINVEST LTD	200	0.0010

PRINTED ON: 03/01/2015 NSDL DATA:31/12/2014 CDSL DATA: 31/12/2014 PAGE NO: 2



For R.M.Mohite Industries Ltd
Sachin Bidkar
 Sachin Bidkar
 Company Secretary & Compliance officer

R M Mohite Industries Limited

LINK INTIME

LISTING OF SHAREHOLDERS (Category) : OTHER BODIES CORPORATE

Report Type : ALL

SR NO	FOLIO NO	NAME	SHARES	PERCENTAGE
49	IN30133020550812	PUMARTH CREDIT AND CAPITAL LTD	175	0.0009
50	IN30305210793254	MONARCH RESEARCH & BROKERAGE PVT LTD	100	0.0005
51	IN30307710000297	WAY2WEALTH BROKERS PRIVATE LIMITED	91	0.0005
52	IN30051320546932	TAPEX LEMIPLAST PVT LTD	50	0.0002
53	1205870000000016	CPR CAPITAL SERVICES LTD	34	0.0002
54	IN30051317560372	GARODIA SECURITIES LTD	21	0.0001
55	1204790000016449	COMPETENT FINMAN PVT. LTD	20	0.0001
56	1201770100705085	NRKANCHAN BROKING SERVICES PRIVATE LIMITED	20	0.0001
57	1203800000000168	SHARE INDIA SECURITIES LIMITED	20	0.0001
58	IN30051314972550	SHAREKHAN LIMITED	10	0.0000
59	IN30096610060240	GLOBE CAPITAL MARKET LTD	3	0.0000
60	IN30096610195382	MOONGIPA SECURITIES LIMITED	2	0.0000
61	IN30023910851718	CENTRE FOR MONITORING INDIAN ECONOMY PVT LTD	1	0.0000
62	1202690000000197	DHANLAXMI COTEX LTD.	1	0.0000
63	IN30048411577479	SRI BALAMURUGAN TEXTILE PROCESSING LIMITED	1	0.0000
			4777384	23.7684

PRINTED ON: 03/01/2015 NSDL DATA:31/12/2014 CDSL DATA: 31/12/2014 PAGE NO: 3



For R.M.Mohite Industries Ltd

Sachin Bidkar

Company Secretary & Compliance officer

R M Mohite Industries Limited

LINK INTIME

LISTING OF SHAREHOLDERS (Category) : DIRECTORS

Report Type : ALL

SR NO	FOLIO NO	NAME	SHARES	PERCENTAGE
1	IN30088814431834	MOHITE SHIVAJI RAMCHANDRA	3862200	19.2152
2	IN30021412613355	MONIKA SHIVAJI MOHITE	2600000	12.9355
3	1204920000144424	SHIVAJI RAMCHANDRA MOHITE	2522124	12.5481
4	IN30050510309360	SHIVAJI RAMCHANDRA MOHITE	1500000	7.4628
5	IN30045080309360	SHIVAJI RAMCHANDRA MOHITE	1143900	5.6911
6	IN30177414931909	MONIKA SHIVAJI MOHITE	487139	2.4236
7	IN30088814435590	MOHITE SHIVAJI RAMCHANDRA MOHITE MONIKA SHIVAJI	148100	0.7368
8	IN30133019148841	MONIKA SHIVAJI MOHITE SHIVAJI RAMCHANDRA MOHITE	9700	0.0483
9	IN30133019148832	MONIKA SHIVAJI MOHITE	8100	0.0403
			12281263	61.1017

PRINTED ON: 03/01/2015 NSDL DATA:31/12/2014 CDCL DATA: 31/12/2014 PAGE NO: 4



For R.M.Mohite Industries Ltd

Sachin Bidkar

Sachin Bidkar

Company Secretary & Compliance officer

R M Mohite Industries Limited

LINK INTIME

LISTING OF SHAREHOLDERS (Category) : NON RESIDENT INDIANS

Report Type : ALL

SR NO	FOLIO NO	NAME	SHARES	PERCENTAGE
1	IN30154937794663	ERIYA ABDUL RAHIMAN ABDUL HAMEED	1000	0.0050
2	IN30290242760119	SURESH KUMAR GUPTA BHARAT KUMAR GUPTA	22	0.0001
3	IN30074910155406	SUBRAMONYA A R AYYAR	5	0.0000
			1027	0.0051

PRINTED ON: 03/01/2015 NSDL DATA:31/12/2014 CDSL DATA: 31/12/2014 PAGE NO: 5



For R.M.Mohite Industries Ltd

Sachin Bidkar
Sachin Bidkar
Company Secretary & Compliance officer

R M Mohite Industries Limited

LINK INTIME

LISTING OF SHAREHOLDERS (Category) : PUBLIC

Report Type : ALL

TOP SHAREHOLDERS : 50

SR NO	FOLIO NO	NAME	SHARES	PERCENTAGE
1	IN30115121823526	PREMLATA RAMESH SARAOGI	201150	1.0008
2	1206380000026433	RUPA VIPUL SHAH	95162	0.4734
3	IN30115125451383	PRATIK SARAOGI	60000	0.2985
4	IN30177415362392	HARDIK MAHESHBHAI PANDYA	56750	0.2823
5	1202890000973768	VIJAY MADANLAL NAWANDHAR VINOD MADANLAL NAWANDHAR	40000	0.1990
6	1204940000128841	MANJULATA JITENDRAKUMAR RANKA	36894	0.1836
7	1203860000000390	ANIL GOYAL	30000	0.1493
8	IN30177415152360	SANTOSH VISHRAM GHADSHI	30000	0.1493
9	IN30177414826735	SUMITRADEVI JAGDISH PRASAD PODDAR	25000	0.1244
10	1204920000090335	SANDEEPKUMAR RAJARAM GURAV	24642	0.1226
11	1302190000054318	VIJAY VISHNUPRASAD MARDIA	20000	0.0995
12	12028900000908609	NETRA VIJAY NAWANDHAR	19600	0.0975
13	1202970000050440	Bhavna Kirit Nagda	19064	0.0948
14	12028900000424831	NIKHIL VIJAY NAWANDHAR	17592	0.0875
15	12028900000722419	NIRAJ VIJAY NAWANDHAR	15075	0.0750
16	1201370000071462	RAVINDRA GEVARCHAND HUNDIA	15048	0.0749
17	IN30112715993308	DHIRAJBEN V MEHTA DHIMANT V MEHTA MEGHA D MEHTA	15000	0.0746
18	1203310000023817	KISHANLAL DEVIDUTT SARAF	15000	0.0746
19	IN30160410616965	REKHA MODI	14100	0.0702
20	12049400000128837	JITENDRA KUMAR RANKA	12948	0.0644
21	IN30021417043912	CHHAYA VIJAYKUMAR NAWANDHAR VIJAYKUMAR MADANLAL NAWANDHAR	12148	0.0604
22	IN30177414837403	RAKESH TUNARAM KHETAN	11500	0.0572
23	1204940000000867	SANJUKUMARI R RANKA	11020	0.0548
24	IN30047640688173	SATYANARAYAN BALMUKUND JHANWAR	10500	0.0527
25	IN30112715997070	DHIMANT V MEHTA MEGHA D MEHTA	10000	0.0498
26	12049200000152321	DHIRAJBEN V MEHTA SANJANA SUHAS MANE	8800	0.0438
27	12033300000418167	DEENA HEMANT SHAH	8549	0.0425
28	12049200000149382	SUPRIYA SANJAY KHANOLKAR	8500	0.0423
29	12044700001200060	NARESHKUMAR KISHANLAL SARAF	8000	0.0398
30	IN30198310626354	VEENA JAIN	7670	0.0382
31	12027000000108930	DEEPIKA KHARE	7666	0.0381
32	12028900000875103	CHHAYA VIJAY NAWANDHAR	7500	0.0373
33	1202970000050626	Kirit Ravji Nagda	7113	0.0354
34	IN30154916555260	SWARNALATHA RAMAKRISHNAN RAMAKRISHNAN RAMAMURTHI	7099	0.0353
35	12013700000071783	RAVINDRA GEVARCHAND HUNDAI (HUF)	6000	0.0299
36	12044700001263744	SARWAN KUMAR DEVIDUTT SARAF	5591	0.0278
37	12032300000579571	PATEL CHAITANYA SHANTILAL	5100	0.0254
38	12033900000139867	ARUN KUMAR GOENKA	5000	0.0249
39	A000016	ASHOKKUMAR TILAKCHAND OSWAL	5000	0.0249
40	B000002	BABULMAL DHARMAJI RATHOD	5000	0.0249
41	12013300000802770	KAMAL PRAKASH OSWAL	5000	0.0249
42	IN30148510382470	KUSHAL CHAND JAIN	5000	0.0249
43	12013300000806454	MANGALBAI RUPCHAND OSWAL	5000	0.0249
44	120109000003083458	MAUSAMI NITINBHAI DAVADA	5000	0.0249
45	P000003	PANDURANG DATTATRAY YEWALE	5000	0.0249
46	S000018	SAKHARAM SHANTARAM CHAVAN	5000	0.0249
47	IN30177414058645	SEETHARAM BALDEVA	5000	0.0249
48	12030000000701463	LAKSHMAN SINGH	4968	0.0247
49	12013300000395205	DHIRAJ SHIVAJIRAO PATIL	4500	0.0224
50	12022600000101981	MANJIRI SUNIL DANDEKAR	4500	0.0224
			969749	4.8247

PRINTED ON: 03/01/2015 NSDL DATA:31/12/2014 CDSL DATA: 31/12/2014 PAGE NO: 6



For R.M.Mohite Industries Ltd

Sachin Bidkar
Sachin Bidkar

Company Secretary & Compliance officer

R M Mohite Industries Limited


LINK INTIME

LISTING OF SHAREHOLDERS (Category) : PROMOTERS

Report Type : ALL

SR NO	FOLIO NO	NAME	SHARES	PERCENTAGE
1	IN30088814431826	MOHITE DILIP RAMCHANDRA	1500000	7.4628
2	IN30021416600727	DILIP RAMCHANDRA MOHITE	51400	0.2557
			1551400	7.7185

PRINTED ON: 03/01/2015 NSDL DATA:31/12/2014 CDSL DATA: 31/12/2014 PAGE NO: 7



For R.M. Mohite Industries Ltd

S. Bidkar
Sachin Bidkar
Company Secretary & Compliance officer

LISTING OF SHAREHOLDERS (Category) : RELATIVES OF DIRECTOR


Report Type : ALL

SR NO	FOLIO NO	NAME	SHARES	PERCENTAGE
1	1204920000090618	SANJAY BABASO PATIL	25000	0.1244
2	1204920000090451	SONIYA SANJAY PATIL	25000	0.1244
3	1204920000090428	ANITA DHARYASHIL PAWAR	19300	0.0960
4	IN30021412763439	RUGVEDHA DESAI	18278	0.0909
5	005485	SATEJ PATIL	500	0.0025
			88078	0.4382

PRINTED ON: 03/01/2015 NSDL DATA:31/12/2014 CDSL DATA: 31/12/2014 PAGE NO: 8



For R.M.Mohite Industries Ltd


Sachin Bidkar
Company Secretary & Compliance officer

LISTING OF SHAREHOLDERS (Category) : TRUSTS


Report Type : ALL

SR NO	FOLIO NO	NAME	SHARES	PERCENTAGE
1	IN30021410129018	G S FAMILY TRUST	2250	0.0112
			2250	0.0112

PRINTED ON: 03/01/2015 NSDL DATA:31/12/2014 CDSL DATA: 31/12/2014 PAGE NO: 9



For R.M.Mohite Industries Ltd


Sachin Bidkar
Company Secretary & Compliance officer

R M Mohite Industries Limited

LIST OF TOP 100 SHAREHOLDERS

SRL	FolioNo	SHAREHOLDER' S NAME	SHARES	%
1	IN30088814431834	MOHITE SHIVAJI RAMCHANDRA	3862200	19.2152
2	IN30021412613355	MONIKA SHIVAJI MOHITE	2600000	12.9355
3	1204920000144424	SHIVAJI RAMCHANDRA MOHITE	2522124	12.5481
4	IN30050510309360	SHIVAJI RAMCHANDRA MOHITE	1500000	7.4628
5	IN30088814431826	MOHITE DILIP RAMCHANDRA	1500000	7.4628
6	IN30045080309360	SHIVAJI RAMCHANDRA MOHITE	1143900	5.6911
7	006152	PATIL AGRO-TECH PVT LTD	971900	4.8354
8	006153	WARNER WINE INDUSTRIES LTD	890400	4.4299
9	IN30133019760112	VISHWANATH MINERALS AND METALS PRIVATE LIMITED	848200	4.2200
10	1204920000124074	GREENLAND BIO TECH LLP	787200	3.9165
11	IN30177414931909	MONIKA SHIVAJI MOHITE	487139	2.4236
12	IN30133019759278	SHRI GANESH SEEDS PRIVATE LIMITED	459825	2.2877
13	1204940000166778	GALARY TRADING PRIVATE LIMITED	307685	1.5308
14	IN30115121823526	PREMLATA RAMESH SARAOGI	201150	1.0008
15	IN30088814435590	MOHITE SHIVAJI RAMCHANDRA MOHITE MONIKA SHIVAJI	148100	0.7368
16	IN30096610496350	GLOBE FINCAP LIMITED	100145	0.4982
17	1204370000004838	SWASTIKA INVESTMART LIMITED	96328	0.4793
18	1206380000026433	RUPA VIPUL SHAH	95162	0.4734
19	1203800000001936	WIND PIPE FINVEST PRIVATE LIMITED	63600	0.3164
20	IN30115125451383	PRATIK SARAOGI	60000	0.2985
21	IN30177415362392	HARDIK MAHESHBHAI PANDYA	56750	0.2823
22	1204200000000056	INDIA ADVANTAGE SECURITIES LTD	53079	0.2641
23	IN30021416600727	DILIP RAMCHANDRA MOHITE	51400	0.2557
24	1204370000309157	MANAN TRADING COMPANY PRIVATE LIMITED	50874	0.2531
25	1202890000973768	VIJAY MADANLAL NAWANDHAR VINOD MADANLAL NAWANDHAR	40000	0.1990
26	IN30177410099144	RELIGARE SECURITIES LTD	38851	0.1933
27	1204940000128841	MANJULATA JITENDRAKUMAR RANKA	36894	0.1836
28	1204940000000166	INDIANIVESH SECURITIES PRIVATE LIMITED	34255	0.1704
29	1203860000000390	ANIL GOYAL	30000	0.1493
30	IN30177415152360	SANTOSH VISHRAM GHADSHI	30000	0.1493
31	IN30198310000168	ARIHANT CAPITAL MKT. LTD	29099	0.1448
32	IN30177414826735	SUMITRADEVI JAGDISH PRASAD PODDAR	25000	0.1244
33	1204920000090451	SONIYA SANJAY PATIL	25000	0.1244
34	1204920000090618	SANJAY BABASO PATIL	25000	0.1244
35	1204920000090335	SANDEEPKUMAR RAJARAM GURAV	24642	0.1226
36	1302190000054318	VIJAY VISHNUPRASAD MARDIA	20000	0.0995
37	1202890000908609	NETRA VIJAY NAWANDHAR	19600	0.0975
38	1204920000090428	ANITA DHARYASHIL PAWAR	19300	0.0960



R M Mohite Industries Limited

LIST OF TOP 100 SHAREHOLDERS

SRL	FolioNo	SHAREHOLDER' S NAME	SHARES	%
39	1202970000050440	BHAVNA KIRIT NAGDA	19064	0.0948
40	IN30021412763439	RUGVEDHA DESAI	18278	0.0909
41	1202890000424831	NIKHIL VIJAY NAWANDHAR	17592	0.0875
42	1202890000722419	NIRAJ VIJAY NAWANDHAR	15075	0.0750
43	1201370000071462	RAVINDRA GEVARCHAND HUNDIA	15048	0.0749
44	1203310000023817	KISHANLAL DEVIDUTT SARAF	15000	0.0746
45	IN30112715993308	DHIRAJBEN V MEHTA DHIMANT V MEHTA MEGHA D MEHTA	15000	0.0746
46	IN30160410616965	REKHA MODI	14100	0.0702
47	1206380000004067	PRUDENT FINTRADE PRIVATE LIMITED	14000	0.0697
48	1204940000128837	JITENDRA KUMAR RANKA .	12948	0.0644
49	IN30021417043912	CHHAYA VIJAYKUMAR NAWANDHAR VIJAYKUMAR MADANLAL NAWANDHAR	12148	0.0604
50	1204920000190925	AFTERLINK APPARTMENT PVT LTD	11606	0.0577
51	IN30177414837403	RAKESH TUNARAM KHETAN	11500	0.0572
52	1204940000000867	SANJUKUMARI R RANKA	11020	0.0548
53	IN30047640688173	SATYANARAYAN BALMUKUND JHANWAR	10500	0.0522
54	IN30112715997070	DHIMANT V MEHTA MEGHA D MEHTA	10000	0.0498
55	IN30133019148841	DHIRAJBEN V MEHTA MONIKA SHIVAJI MOHITE SHIVAJI RAMCHANDRA MOHITE	9700	0.0483
56	1204920000152321	SANJANA SUHAS MANE	8800	0.0438
57	1203330000418167	DEENA HEMANT SHAH	8549	0.0425
58	1204920000149382	SUPRIYA SANJAY KHANOLKAR	8500	0.0423
59	IN30133019148832	MONIKA SHIVAJI MOHITE	8100	0.0403
60	1204470001200060	NARESHKUMAR KISHANLAL SARAF	8000	0.0398
61	IN30198310626354	VEENA JAIN	7670	0.0382
62	1202700000108930	DEEPIKA KHARE	7666	0.0381
63	1201640000007983	MANSUKH STOCK BROKERS LIMITED	7551	0.0376
64	1202890000875103	CHHAYA VIJAY NAWANDHAR	7500	0.0373
65	1202970000050626	KIRIT RAVJI NAGDA	7113	0.0354
66	IN30154916555260	SWARNALATHA RAMAKRISHNAN RAMAKRISHNAN RAMAMURTHI	7099	0.0353
67	1201370000071783	RAVINDRA GEVARCHAND HUNDIAI (HUF)	6000	0.0299
68	1204470001263744	SARWAN KUMAR DEVIDUTT SARAF	5591	0.0278
69	1203230000579571	PATEL CHAITANYA SHANTILAL	5100	0.0254
70	1206770000000475	VIDHI SECURITIES BROKING PVT. LTD.	5037	0.0251
71	1204390000000432	PRAMODKUMAR JAIN SECURITIES PVT. LTD	5000	0.0249
72	1203390000139867	ARUN KUMAR GOENKA	5000	0.0249
73	1201330000802770	KAMAL PRAKASH OSWAL	5000	0.0249
74	1201330000806454	MANGALBAI RUPCHAND OSWAL	5000	0.0249

PRINTED ON: 03/01/2015 NSDL DATA: 31/12/2014 CDSL DATA: 31/12/2014 PAGE NO: 2



For R.M.Mohite Industries Ltd

Sachin Bidkar
Company Secretary & Compliance officer

R M Mohite Industries Limited
LIST OF TOP 100 SHAREHOLDERS

SRL	FolioNo	SHAREHOLDER' S NAME	SHARES	%
75	1201090003083458	MAUSAMI NITINBHAI DAVADA	5000	0.0249
76	IN30148510382470	KUSHAL CHAND JAIN	5000	0.0249
77	IN30177414058645	SEETHARAM BALDEVA	5000	0.0249
78	IN30220111014794	SILVERSTONE TRADELINK PVT LTD	5000	0.0249
79	A000016	ASHOKKUMAR TILAKCHAND OSWAL	5000	0.0249
80	B000002	BABULMAL DHARMAJI RATHOD	5000	0.0249
81	P000003	PANDURANG DATTATRAY YEWALE	5000	0.0249
82	S000018	SAKHARAM SHANTARAM CHAVAN	5000	0.0249
83	1203000000701463	LAKSHMAN SINGH	4968	0.0247
84	1201330000686189	NIRMAL BANG SECURITIES PVT LTD	4950	0.0246
85	1201330000395205	DHIRAJ SHIVAJIRAO PATIL	4500	0.0224
86	1202260000101981	MANJIRI SUNIL DANDEKAR	4500	0.0224
87	1202890000922292	RAKESH AMBALAL CHAVDA	4355	0.0217
88	1204230000110168	HARJEET KAUR SURI	3866	0.0192
89	IN30154916555286	RAMAKRISHNAN RAMAMURTHI	3797	0.0189
90	1205200000015401	BABA BHOOHNNATH COMMEX PRIVATE LIMITED	3750	0.0187
91	1202000000217640	RAMKRISHNA CORPORATE SERVICES PVT LTD.	3700	0.0184
92	1203000000547515	SAURAV KUMAR SINGH	3517	0.0175
93	1203320000007481	KAMLABEN MANUBHAI BRAHMBHATT MANUBHAI SHAMBUPRASAD BRAHMBHATT	3500	0.0174
94	IN30034311019108	RENUKABEN RAVAL	3500	0.0174
95	IN30177414901884	RANJANA RAKESH KHETAN	3500	0.0174
96	IN30115113207560	NAIRUT KAPADIA	3480	0.0173
97	IN30021413321614	G JAYA	3350	0.0167
98	1201370000071443	INDRADEVI RAVINDRA HUNDIA	3300	0.0164
99	1202350000251362	NITESH CHANDRAKANT DHOTRE	3100	0.0154
100	IN30154932546731	EXCLUSIVE SECURITIES LIMITED	3100	0.0154
TOTAL :			19724390	98.1330



R. Mohite